BRYANT CONTROL INC.
2933 N. WEBSTER AVE.
INDIANAPOLIS, IN 46219

www.bryantcontrol.com

PHONE (317)549-3355
(800)234-2857
FAX (317)542-8154

#22 REV.B - DATA SHEET

PHOTOELECTRIC AMPLIFIER TIMING BOARD

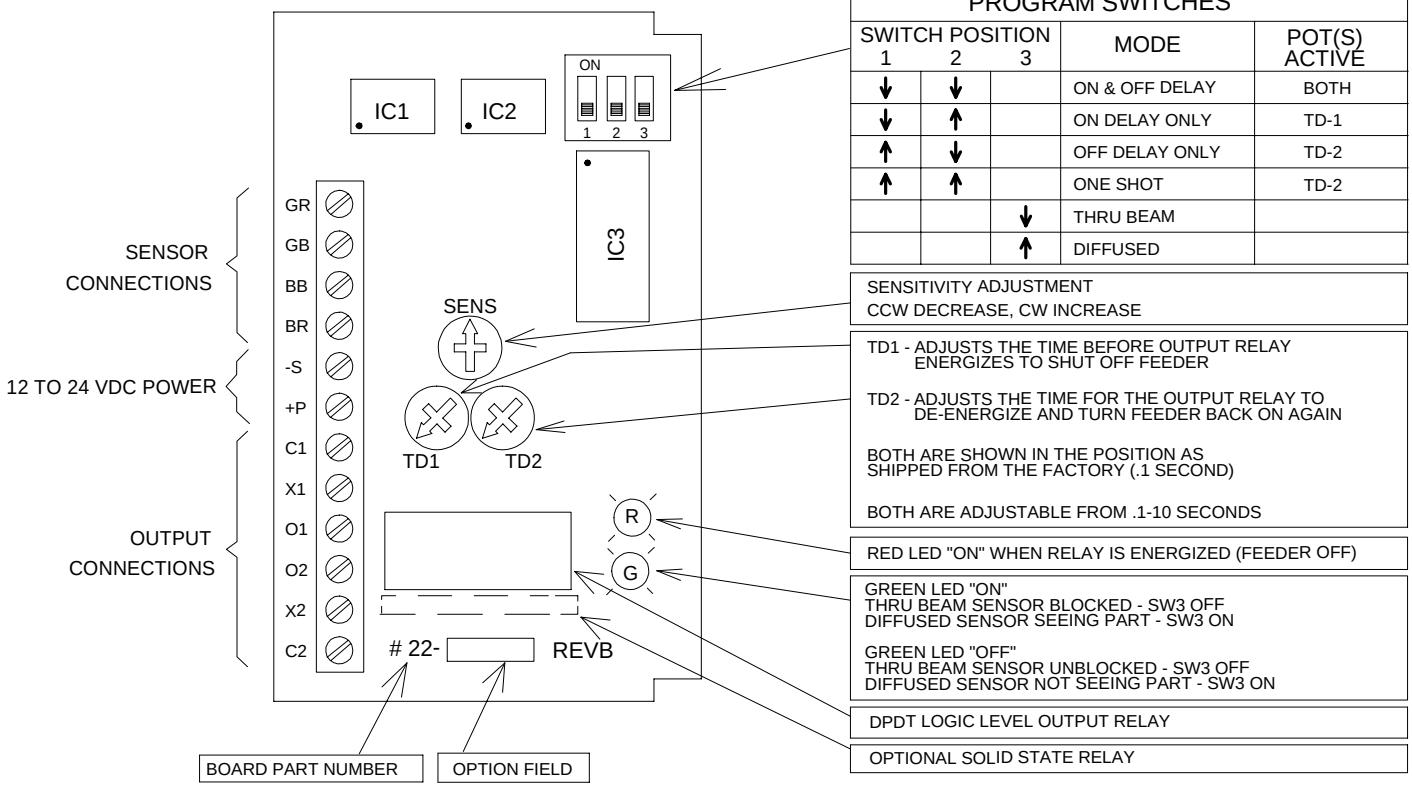

PROGRAM SWITCHES				
SWITCH POSITION 1	2	3	MODE	POT(S) ACTIVE
↓	↓		ON & OFF DELAY	BOTH
↓	↑		ON DELAY ONLY	TD-1
↑	↓		OFF DELAY ONLY	TD-2
↑	↑		ONE SHOT	TD-2
		↓	THRU BEAM	
		↑	DIFFUSED	

SENSITIVITY ADJUSTMENT
CCW DECREASE, CW INCREASE

TD1 - ADJUSTS THE TIME BEFORE OUTPUT RELAY ENERGIZES TO SHUT OFF FEEDER

TD2 - ADJUSTS THE TIME FOR THE OUTPUT RELAY TO DE-ENERGIZE AND TURN FEEDER BACK ON AGAIN

BOTH ARE SHOWN IN THE POSITION AS SHIPPED FROM THE FACTORY (.1 SECOND)

BOTH ARE ADJUSTABLE FROM .1-10 SECONDS

RED LED "ON" WHEN RELAY IS ENERGIZED (FEEDER OFF)

GREEN LED "ON"
THRU BEAM SENSOR BLOCKED - SW3 OFF
DIFFUSED SENSOR SEEING PART - SW3 ON

GREEN LED "OFF"
THRU BEAM SENSOR UNBLOCKED - SW3 OFF
DIFFUSED SENSOR NOT SEEING PART - SW3 ON

DPDT LOGIC LEVEL OUTPUT RELAY

OPTIONAL SOLID STATE RELAY

WHEN USED WITH THE "E" SERIES FEEDER CONTROLS, THE THREE POTENTIOMETERS FOR SENSITIVITY AND TIMING ARE ACCESSIBLE BY REMOVING THE BLACK PLUG IN THE FACE PLATE. CAREFULLY ADJUST THE APPROPRIATE POTENTIOMETER WITH AN INSULATED SCREWDRIVER.

INPUT CONNECTIONS

CONTROL SUFFIXS - 100, 110 OR 160

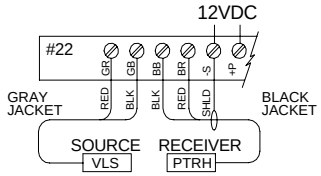

STANDARD SOURCE/RECEIVER

CONTROL SUFFIX - 140

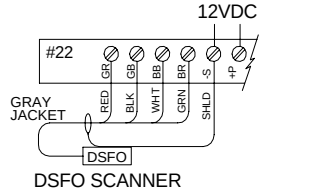

DSFO SCANNER

PR-22

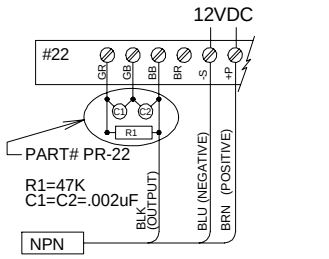

FIELD CONVERSION OF THE PHOTOELECTRIC SENSOR TO AN NPN SENSOR

CONTROL SUFFIX - 120

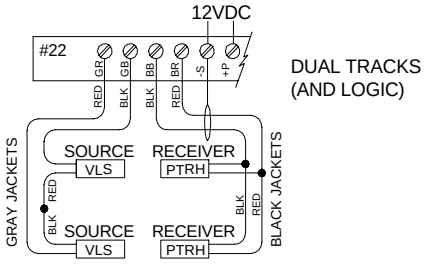

ALL BEAMS BLOCKED TIMING STARTS

ONE BEAM COMPLETE TIMING STOPS

NOTE: UP TO 4 SETS OF EYES CAN BE ADDED TO MONITOR 4 SEPERATE LINES

SPECIAL

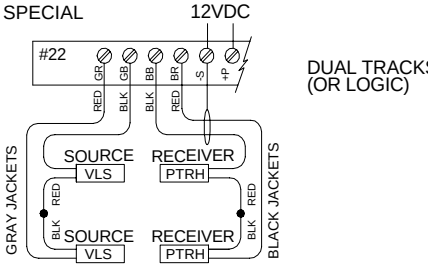

ANY BEAM BLOCKED TIMING STARTS

ALL BEAMS COMPLETE TIMING STOPS

NOTE: UP TO 4 SETS OF EYES CAN BE ADDED TO MONITOR 4 SEPERATE LINES

OUTPUT OPTIONS

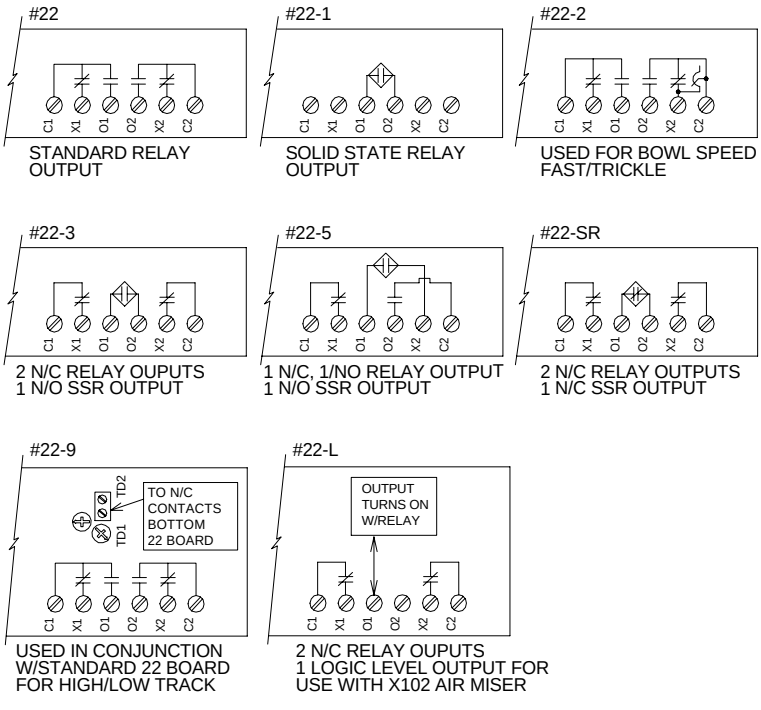

1-4-05